

## DS-DT60V-03HI06NO 6-Port V Series LED Controller



DS-DT60V-03HI06NO LED controller is used with the full-color LED display. It provides seamless splicing display of large screens of any size. It is suitable for multiple occasions, such as conference rooms, studios, stadiums, airport stations, banks, advertisements, and home cinemas.

- Provides a full-color OLED non-touch screen with the resolution of 128 × 64. Thus, you can view device status at any time and the device maintenance become easier.
- Adopts the 1 U rackmount chassis and industrial grade chassis system.
- Provides buttons on the front panel to change brightness and other parameters.
- Provides indicators on the front panel to indicate the power status, signal access status, and running status.
- Supports 3 channels of video signal input. The HDMI 1.4 resolution is 1920 × 1200@60 Hz.
- Supports frame rate self-adaption ranging from 25 Hz to 60 Hz for image collection.
- Supports the RGB 444 image loading output without image quality loss.
- Supports 6 channels of loading output with the maximum loading capacity of 3.9 MP. The maximum width is 5120 pixels and maximum height is 5120 pixels for a single device and the maximum loading capacity of each network port is 0.65 MP.
- Supports input of mixed HDMI audio and video stream, and 3.5 mm audio output.
- Supports full-screen zoom and custom zoom for video signal input, custom changing, and custom splicing.
- Supports opening the signal source windows on the display and roaming window.
- Supports 1 channel of subtitle. You can set the color, font, and scrolling speed for the subtitle, and add the picture and text.
- Supports the video wall configuration and window visualization.
- Supports up to 10 scenes. Thus, the saved scene can be used directly in the future.
- Supports displaying 7 windows (3 signal source windows + 2 image windows + 1 scrolling text window + 1 background window) and customizing the window layout for all windows except for the background window.
- Supports cascading management and unified control of multiple LED controllers through the network.
- Supports high-bandwidth digital content protection technology of HDCP 2.2 protocol.
- Supports custom EDID settings.
- Supports dual backup of the power supplies and dual backup of LED controller network ports.
- Supports custom cable alignment without rectangular frame limit.

- Supports the operation through the client or the LED controller web page.
- Supports configuring the background.
- Supports configuring the startup logo and screen saver.
- Supports configuring the screen dehumidification.
- Supports using the remote control to control the screen to display the remote UI menu.
- Supports adjusting the brightness, contrast, hue, and other parameters of the output image.
- Supports pixel-level screen correction to effectively eliminate color difference and improve the quality of the display.
- Supports changing the display mode, including general, text, advertisement, video, cinema, security, and etc.
- Supports selecting the color temperature adjustment mode such as standard, warm color, and cold color and customizing color temperature.
- Supports eye protection mode to protect the vision of the viewer.
- Supports high refresh rate output at 3840 Hz, nanosecond response time, and smooth video picture.
- Supports viewing the loading relationship between the device and LED screen.
- Supports viewing abnormal screen positioning during running.
- Supports checking parameters such as device running status, device memory, CPU usage, device running temperature, and network port usage.
- Supports abnormal screen voltage detection, screen temperature detection, and device temperature detection.
- Supports connecting to the central control device and IoT device through RS-485 port.
- Supports docking device command and managing device by using the control network port and the protocols such as OTAP.
- Supports using the control network port to connect to the multi-function card to realize environment temperature detection, environment humidity detection, and the cooperation between the human body temperature monitoring and screen control.

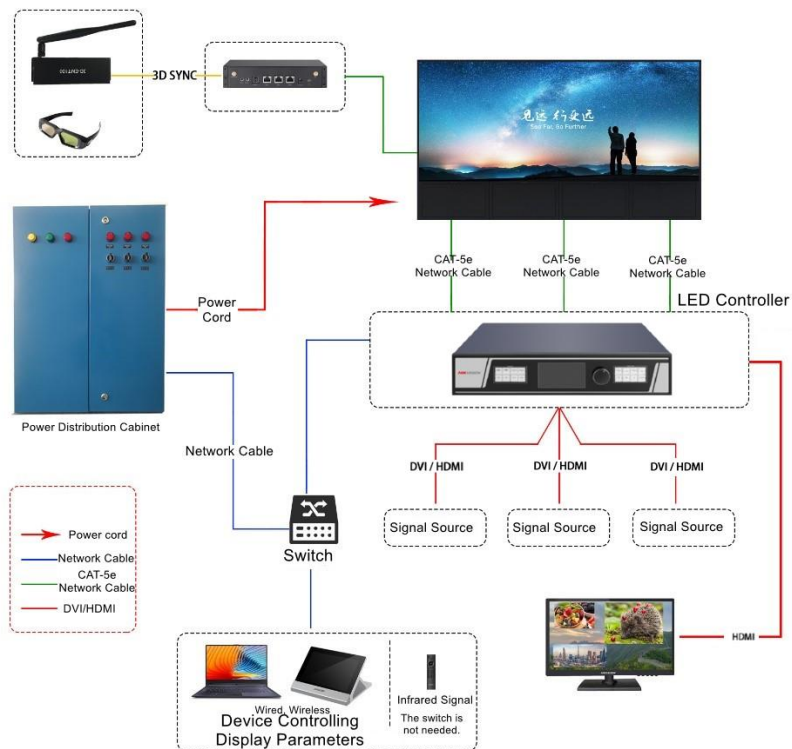
## ▪ Specification

<b>Product Model</b>	
Product Model	DS-DT60V-03HI06NO
<b>Product Type</b>	
Product Type	LED controller
<b>Processing Performance</b>	
Brightness Control	1 to 100 tunable (level-by-level white balance)
Input Frame Rate	25 Hz to 60 Hz
Grey Level	256
Display Color	16 MP
Processing Depth	8 bit
Image Scaling	Supported
<b>Chassis</b>	
Chassis Height	1 U
Chassis Width	Half width
<b>LED Controller Interface</b>	
Light Sensor Port	Not supported
<b>LED Controller Power</b>	
Average Consumption	16.5 W
Power Interface Quantity	1
Power Interface	100 to 240 VAC, 50/60 Hz
<b>Interface</b>	
USB Interface	1 channel of USB 2.0
<b>Network</b>	
Control Network Port	2 × 10/100/1000 Mbps self-adaptive Ethernet port (RJ-45) Connects to the external network and supports multi-device network cascade management.
<b>Video Wall</b>	
Open Windows	3 signal source windows + 2 image windows + 1 scrolling text window + 1 background window
Layers per Device	7
Scenes	10
Background Images	1
Background Resolution	Min.: 640 × 480, Max.: 1920 × 1200
Background Format	JPG/JPEG
Subtitles	1
Subtitle Width	32760
Subtitle Font	Supports Xiaomi font and custom font
<b>General</b>	
Working Temperature	-10°C to 50°C
Screen	128 × 64, OLED screen
Storage Humidity	10% to 90%
Working Humidity	10% to 90%
Storage Temperature	-10°C to 50°C
Packaging Size (W × H × D)	353 mm × 237 mm × 89 mm (13.9 inch × 9.33 inch × 3.50 inch)
Net Weight	1.18 kg (2.60 lb)

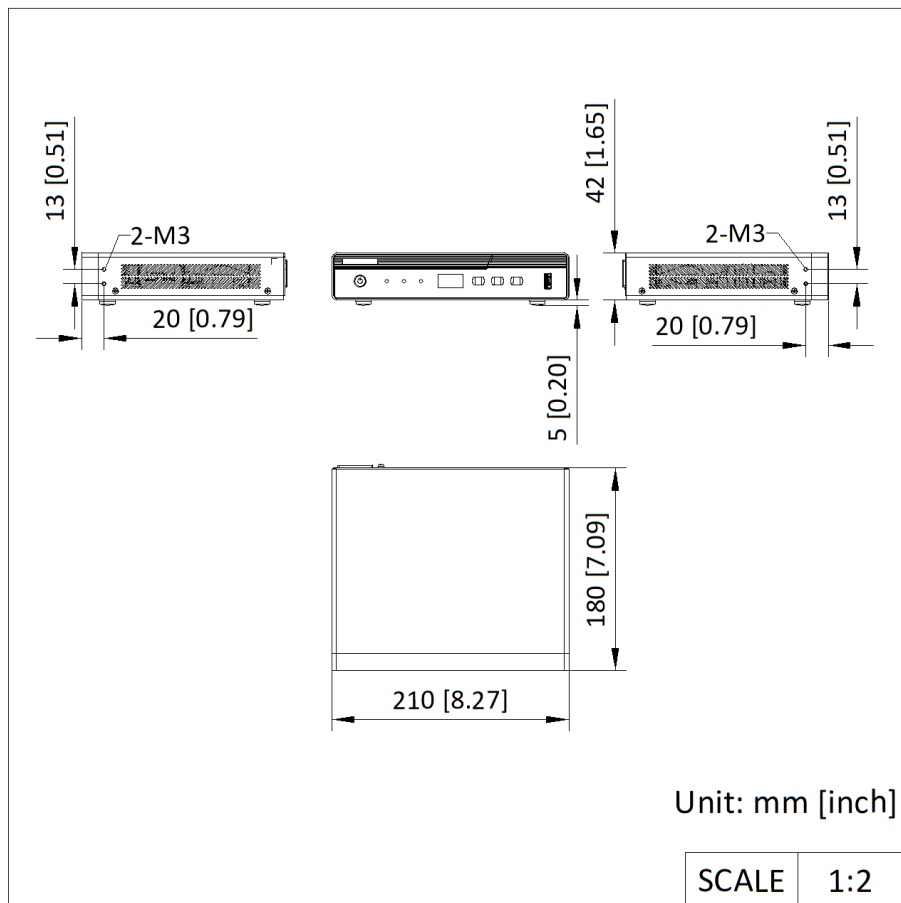
Gross Weight	1.62 kg (3.57 lb)
Dimensions (W × H × D)	210 mm × 180 mm × 42 mm (8.27 inch × 7.09 inch × 1.65 inch)
Packing List	1 × AC power cord, 1 pair of connecting brackets, 1 pair of mounting brackets, 1 × RS-485 green Phoenix contact for central control device, 1 × regulatory compliance and safety information manual, 1 × RF remote control
<b>Audio Input</b>	
Audio Input Interfaces	3
Audio Input Interface Type	3 channels of HDMI input with embedded audio
<b>Video Input</b>	
Video Input Interfaces	3
Video Input Interface Type	HDMI 1.4
Max. Video Input Resolution	1080p
Video Input Resolution	HDMI 1.4 port: Max. resolution: 1920 × 1200@60 Hz Min. resolution: 320 × 180@60 Hz Supports custom resolution. Total resolution should be no more than 2.6 MP@60 Hz Max. width: 144 to 4096, alignment: 2 alignment Max. height: 144 to 4096, alignment: 1 alignment Supports HDCP 1.4. Interlacing signal input is not supported.
Video Input Processing Feature	Processing depth: 8 bit Sampling format: RGB: 444 YUV: 444 YUV: 422
<b>Video Output</b>	
Max. Video Output Resolution	3900000
Loading Capacity for Video Output to LED	Single port load 650000, Width 144 - 5120, Height 64 - 5120, Width must be a multiple of 2 and height must be a multiple of 1
LED Loading Interfaces	6
LED Loading Interface Type	RJ-45
Video Live View Output Interfaces	1
Type of Video Live View Output Interface	HDMI 1.4
Video Live View Output Resolution	720p@60 Hz
Loading Mode	Single load port 0.65 MP
<b>Audio Output</b>	
Audio Output Interface	1 × 3.5 mm audio
<b>Wireless</b>	
Remote Control	Supports IR remote control and RF remote control

Device Parameters	
Button	+: increase brightness -: decrease brightness Source: change signal source
Serial Interface	1 × debugging serial port (4-pin connector) + 1 × RS-485 central control serial port (green Phoenix contact) Baud rate: 115200, data bit: 8
Power Switch	Button switch
Front Panel	
Indicator	Active: The device is running. Source: The signal source is accessed. Error: The device operation exception occurs.
Power Switch	On: The device is started and running. Off: The device is not powered on or is not started.
Control Interface	
IR Input	1 × 3.5 mm connector Supports the access of IR remote control.

## ▪ Typical Application






▪ **Dimension**



▪ **Accessory**

▪ **Optional**

DS-D4009CW-2FA	DS-D4012FW-2FB	DS-D4015FW-2FB
		

# See Far, Go Further



[www.hikvision.com](http://www.hikvision.com)  
[support@hikvision.com](mailto:support@hikvision.com)

