

# Hardened PoE Switch

WI-PS206GF-I | WI-PS212GF-I

Hardware Version: V2

## Overview

Wi-Tek hardened PoE switch provide 4/8 100Mbps PoE ports, 1 1000Mbps Ethernet port and 1 1000Mbps SFP slot. Professional design providing a flexible, easy to use and reliable industrial network solution. Redundant power design with polarity reverse/over-current protection, guarantee the safe power supply. Solid shell, wide operation temperature from  $-30^{\circ}\text{C}$  to  $65^{\circ}\text{C}$  design, ensure its stable and reliable operation even in harsh environment.

It is the best choice for outdoor CCTV project, wireless coverage project and the project of harsh application scenarios such as factory and park.

## Features

### Gigabit Uplink Interfaces Design

WI-PS206GF-I:

4×10/100 Base-TX PoE ports with 1×1000 Base-T RJ45 port and 1×1000 Base-X SFP slot

WI-PS212GF-I:

8×10/100 Base-TX PoE ports with 1×1000 Base-T RJ45 port and 1×1000 Base-X SFP slot

### $-30\sim 65^{\circ}\text{C}$ Operating Temperature

$-30\sim 65^{\circ}\text{C}$  operating temperature design, makes it meet the requirement of harsh application environment.

### High Level Protection Design

6kV surge immunity, 15kV air discharge and 8kV contact discharge ESD protection design make it an ideal choice for outdoor application scenario.

### Redundant DC Power Input Design

Support redundant 48-57V DC power input, provide reliable alternative power access solutions.

### Multiple Smart DIP Mode

1. VLAN Mode: All downlink ports are isolated from each other, but can communicate with uplink ports.
2. PoE Watchdog Mode: All PoE ports enable PoE watchdog, which can detect and reboot the offline compliant PoE powered devices.
3. Extend Mode: The transmission distance of PoE ports can be up to 250m, but the rate is limited to 10Mbps.



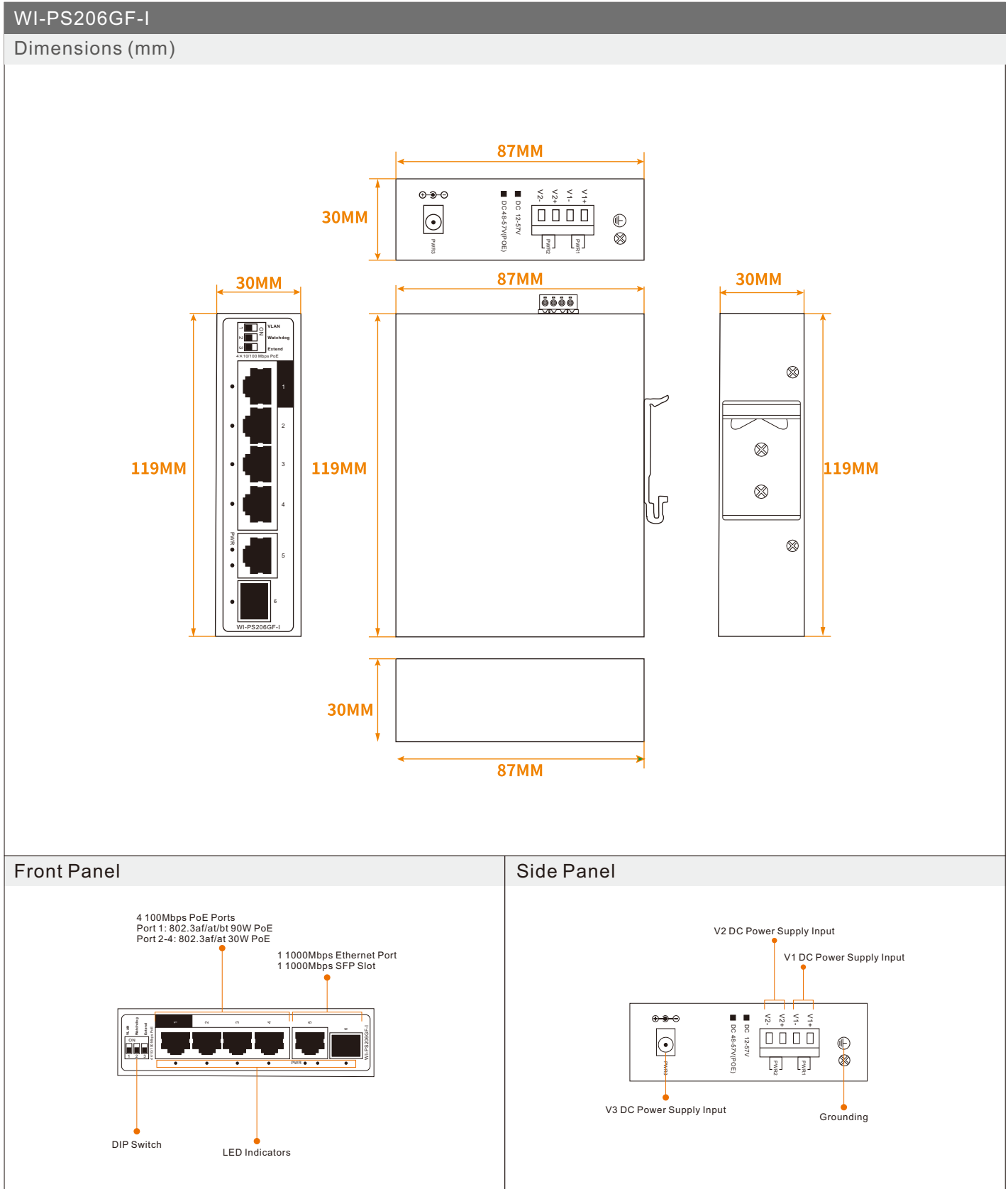
# Specifications



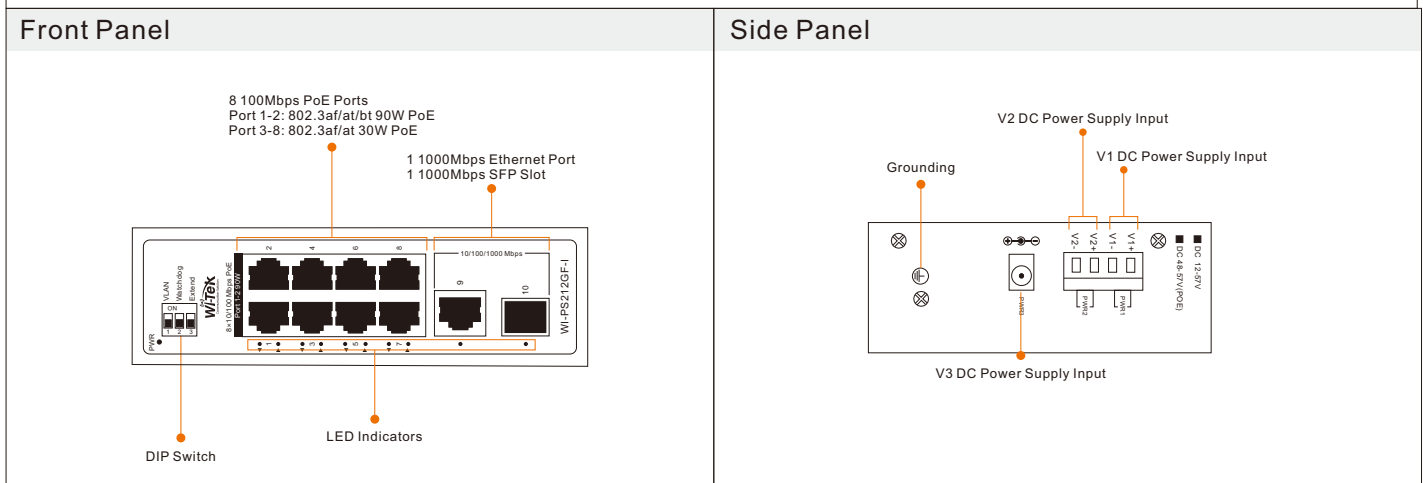
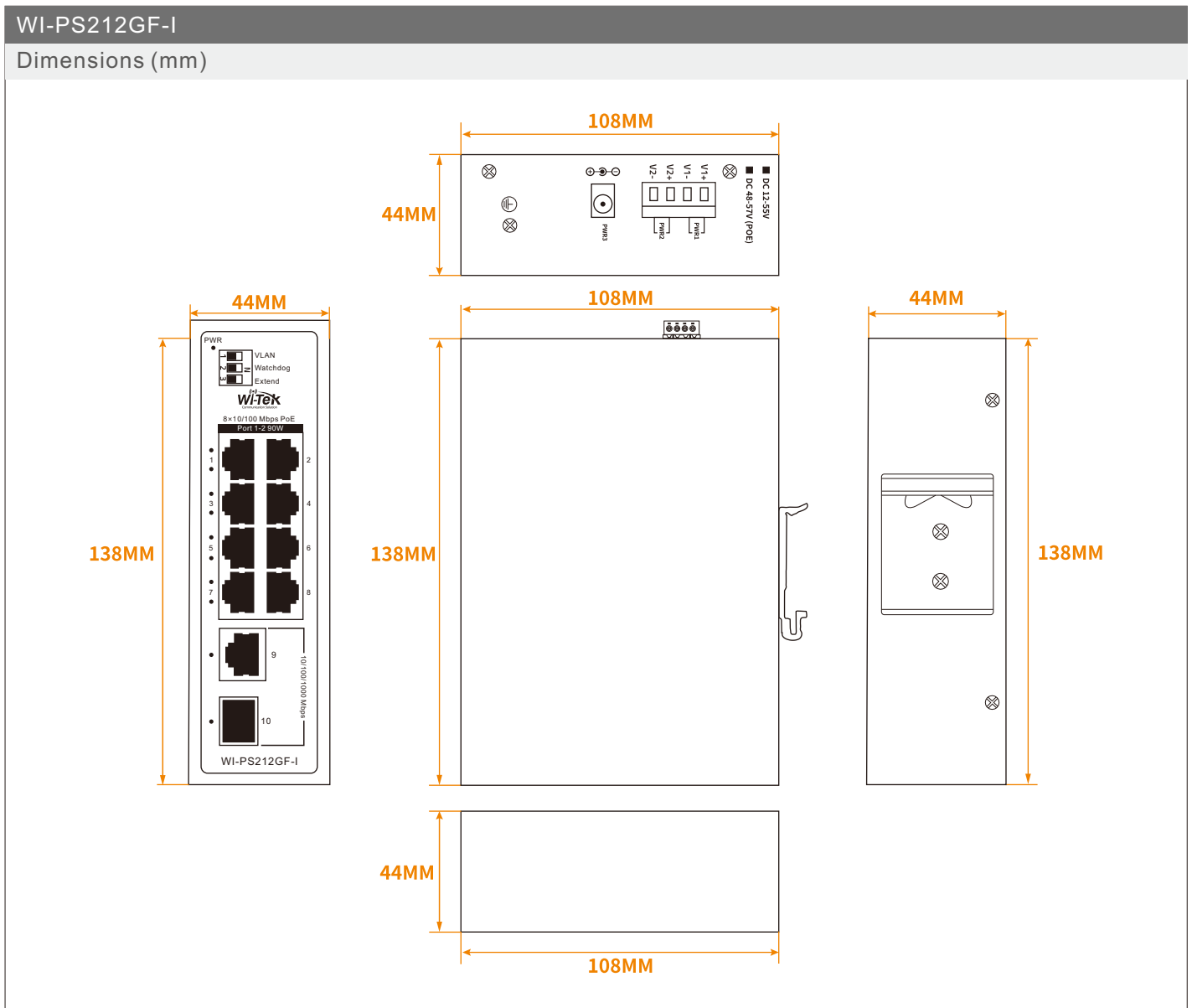
Model	WI-PS206GF-I	WI-PS212GF-I
Hardware Version	V2	V2
Interfaces		
Downlink Ports	4*10/100 Base-TX PoE RJ-45 (Auto-MDI/MDI-X)	8*10/100 Base-TX PoE RJ-45 (Auto-MDI/MDI-X)
Uplink Ports	1*1000 Base-T RJ45 1*1000 Base-X SFP Slot	
PoE		
PoE Standard	Port 1: IEEE 802.3af/at/bt 90W PoE Port 2-4: IEEE 802.3af/at 30W PoE	Port 1-2: IEEE 802.3af/at/bt 90W PoE Port 3-8: IEEE 802.3af/at 30W PoE
PoE Power Supply Type	End-span and Mid-span	
PoE Pin Assignment	802.3af/at: 1,2 (+), 3,6 (-) 802.3af/at/bt: 3, 6, 4, 5 (+), 1, 2, 7, 8 (-)	
PoE Power Output	46~56V DC	
PoE ports	4	8
Switch Property		
Standards	IEEE 802.3u Fast Ethernet IEEE 802.3ab Gigabit Ethernet IEEE 802.3x Full-Duplex Flow Control IEEE 802.3az Energy Efficient Ethernet IEEE 802.3af Power-Over-Ethernet IEEE 802.3at Power Over Ethernet Plus IEEE 802.3bt Power Over Ethernet Plus Plus	
Forwarding Modes	Store and Forward	
Packet Buffer	1Mbit	
MAC Table	8K	
Switching Capacity	4.8Gbps	5.6Gbps
Packet Forwarding Rate	3.57Mpps	14.9Mpps
Jumbo Frame	9216bytes	
Power Supply		
Input Voltage	Power 1,2,3 : 48~57V DC (PoE Switch), 12~48V DC (Non-PoE Switch)	
Power Consumption	Full loading without PoE ≤ 5W PoE power budget ≤ 55W	Full loading without PoE ≤ 8W PoE power budget ≤ 112W
Reverse polarity protection	Support	
Power Adapter (Included)		
Input Power	AC 100-240V 50/60Hz	AC 100-240V 50/60Hz
Output Power	52V 1.25A	52V 1.86A (-30~65 ) 52V 2.3A (0~50 )

Environmental Reliability		
Protection	Surge Immunity: 6kV/2kV	
	ESD Protection: 8kV contact discharge/ 15kV air discharge	
Operating Temperature	-30°C~65°C	
Storage Temperature	-40°C~85°C	
Operating Humidity	5%~95% (Non-condensation)	
LED Indicators		
P (Power indicator)	Off: the device is power off or failed Green On: the device power on is normal	
Link	Off: port link down On: ports link up Blinking: data on TX/RX	
Uplink	5-6 uplink ports Off: port link down Green On: port link up Green Blinking: data on TX/RX	9-10 uplink ports Off: port link down Green On: port link up Green Blinking: data on TX/RX
Dimensions (W*D*H)	119*87*30mm	138*108*44mm
Net Weight		
Installation	Desktop/DIN-rail/wall mounting	
Certifications		
Certifications	CE, FCC, RoHS	

# Appearances and Dimensions



# Appearances and Dimensions



# Package Content

Welcome to order our products. After purchasing, you will receive:

Items	Quantity
Hardened PoE Switch	1 pcs
Wall- mounting Accessory	1 pcs
Power Adapter	1 pcs
AC Power Cord	1 pcs
Quick Installation Guide	1 pcs



Wireless-Tek Technology Limited

Address: Biaofang Technology Building 402, Bao'an street,  
Baoan District, Shenzhen City, Guangdong, China

Website: [www.wireless-tek.com](http://www.wireless-tek.com)

Tel: 86-0755-32811290

Email: [sales@wireless-tek.com](mailto:sales@wireless-tek.com)

Technical Support: [tech@wireless-tek.com](mailto:tech@wireless-tek.com)



Technical Support



Cloud Management



Company Website