


## Datasheet

# 1000Mbps PoE Switch

WK-PS305 | WK-PS310  
Hardware Version:V2



## Overview

1000Mbps PoE series switch offers 4/8 1000Mbps PoE ports and 1/2 Uplink Ethernet ports, which provides an affordable PoE solution, empowering your CCTV network and other IP-based devices up to 250m away, to break free from traditional PoE distance limitations. Support for enabling VLAN, Extend, and PD Alive functions through smart DIP switches provides much value to basic networking requirements. You are creating a multi-functional and reliable CCTV network solution.

## Features

### PoE 250m Long Distance to Extend Network

DIP switch provides Extend mode. PoE ports can transmit data and power up to 250 meters. No further hardware or configuration is necessary, easy-to-use, and cost-saving. Perfect for surveillance camera deployment in large areas.

### Smart PoE Watchdog to Detect and Reboot Offline PD Device

All PoE ports enable PD Alive function, which can detect and reboot the offline compliant PoE powered devices.


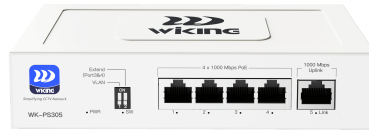
### Port Isolation to Prevent Broadcast Storm

With VLAN mode, all PoE ports can only communicate with uplink ports. Avoid data leakage between each port and prevent broadcast storms from disabling the network.

### Fanless Design

Fanless design, to provide you with a quiet working environment, suitable for office, hotel and other application scenarios.

# Specifications



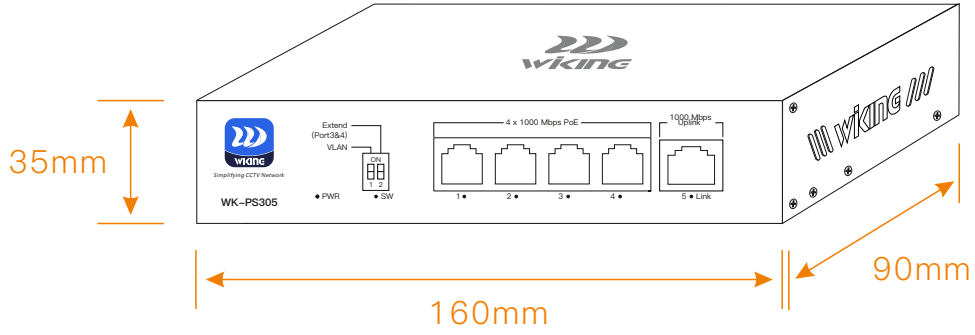
Model	WK-PS305	WK-PS310
Hardware Version	V2	
Hardware Specifications		
Interfaces		
Downlink Ports	4*10/100/1000Mbps RJ45 PoE Ports	8*10/100/1000Mbps RJ45 PoE Ports
Uplink Ports	1*10/100/1000Mbps RJ45 Port	2*10/100/1000Mbps RJ45 Ports
PoE		
PoE	Port 1-4: AF/AT MCU PSE 30W	Port 1-8: AF/AT MCU PSE 30W
PoE Output	30W	
PoE Pin Assignment	1/2(+), 3/6(-)	
PoE Power Budget	45W	76W
Switch Property		
Standards and Protocols	IEEE 802.3i IEEE 802.3u IEEE 802.3x IEEE 802.3ab Compatible with IEEE 802.3af Compatible with IEEE 802.3at	
Forwarding Mode	Store and Forward	
Switching Capacity	10Gbps	20Gbps
Packet Forwarding Rate	7.44Mpps	14.88Mpps
MAC Address Table	2k	2k
Packet Buffer Memory	3Mbit	
Jumbo Frame	15KB	

Model	WK-PS305	WK-PS310
Power Supply		
Input Power	100~240V AC 50/60 Hz	
Power Consumption	Idle: 10W 100% Traffic Rate with PoE: 55W	Idle: 14W 100% Traffic Rate with PoE: 90W
Physical Characteristics		
LED Indicators	<p><b>PWR</b> Solid on: The system power supply is normal Off: The system power supply is abnormal</p> <p><b>Link</b> Solid on: A link has been established on the interface Blinking: Data is being transmitted or received on the interface Off: No link is established on the interface</p> <p><b>SW</b> Solid on: VLAN mode, Extend mode and PD Alive mode enabled Blinking: Extend mode(or VLAN mode) and PD Alive mode enabled Off: Default disable VLAN mode, Extend mode and PD Alive mode</p>	
Fan Quantity	Fanless	
Switch Dimensions	160*90*35mm	200*118*44mm
Package Dimensions	203*130*45mm	245*190*60mm
Weight	Net Weight: 0.40kg	Net Weight: 0.61kg
	Package Weight: 0.47kg	Package Weight: 0.89kg
Material	Iron	
Installation	Desktop, Wall-mount	

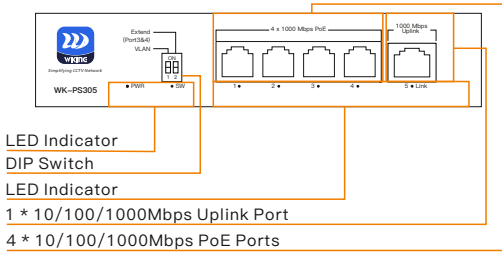
Model		WK-PS305	WK-PS310
Button			
DIP Switch		<p><b>VLAN</b></p> <p>Enable VLAN and PD Alive mode. All downlink ports are isolated but can communicate with uplink ports. All PoE ports enable the PD Alive mode to detect and reboot the offline-compliant PoE-powered devices.</p> <p><b>Extend</b></p> <p>Enable Extend and PD Alive mode. The transmission distance of port3&amp;4 (WK-PS305)/ port7&amp;8(WK-PS310) can be up to 250m, but the rate is limited to 10Mbps. All PoE ports enable the PD Alive mode to detect and reboot the offline-compliant PoE-powered devices.</p>	
Environmental			
Reliability	Surge Immunity	IEC 61000-4-5 Common mode ±4kV Differential mode ±2kV	
	ESD Protection	IEC 61000-4-2 Contact discharge ±6kV Air discharge ±8kV	
Operating Environment		0°C to 40°C(14°F to 131°F); 10%-90% RH no condensation	
Storage Environment		-40°C to 70°C(-40°F to 158°F); 5%-90% RH no condensation	
Others			
Certification		CE, FCC, RoHS, UKCA, RCM	

WK-PS305

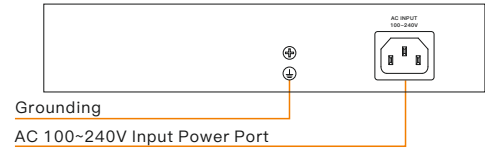
Dimensions (mm)



Front Panel

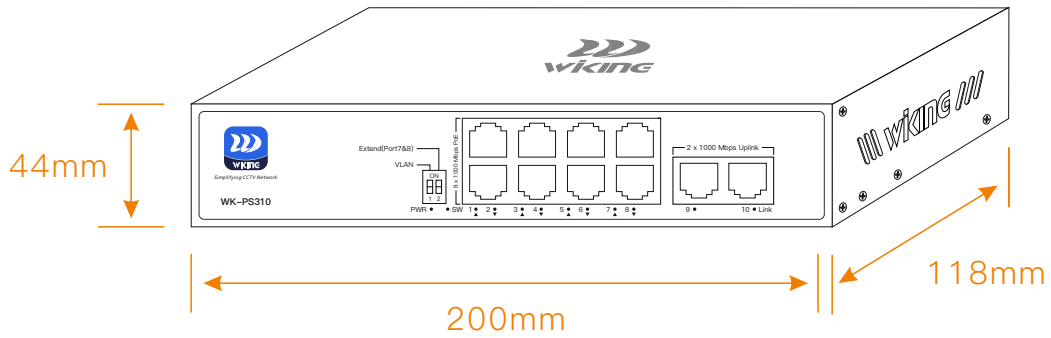


Rear Panel



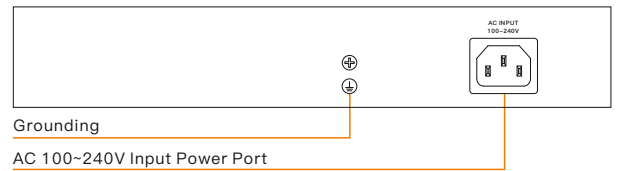
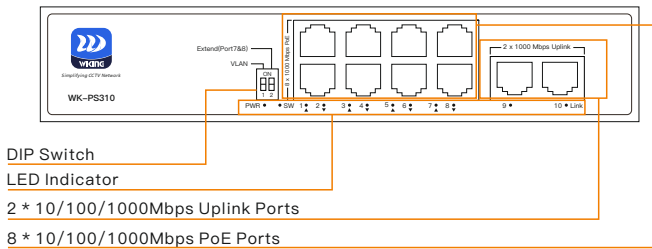
WK-PS310

Dimensions (mm)



Front Panel

Rear Panel



## Package Contents

Welcome to order our products. After purchasing, you will receive:

Items	Quantity
Switch	1 pcs
AC Power Cord	1 pcs
Quick Installation Guide	1 pcs



Wireless-Tek Technology Limited  
 Address: Building 3, Units 1801-1807, 1812, Huaqiang Era Plaza, Tangwei Community, Fuhai Street, Bao'an District, Shenzhen City, Guangdong Province, China.  
 Website: [www.wireless-tek.com](http://www.wireless-tek.com)  
 Tel: 86-0755-32811290  
 Email: [sales@wireless-tek.com](mailto:sales@wireless-tek.com)  
 Technical Support: [tech@wireless-tek.com](mailto:tech@wireless-tek.com)



Technical Support



Cloud Management



Company Website